

SUZUKI

Philippines



Life Companion
On and Beyond the Road

THE ALL-NEW
DZIRE
(HYBRID) *Elegantly Sharp*



 **SUZUKI**

Exterior Highlights



New Front Bumper and Grill Design



New Multi-light LED Headlamps w/ Fog Lamps (GLX)



Chrome Belt line moulding (GLX)



New Rear LED Tail Lamps (GLX)
Red and Black colored lens with two layers of clear and black outer lens



Shark's Fin Antena
Contribute to its elegantly sharp appeal.



New Rear End Spoiler
For a more sharper and elegant posterior



New Polished Alloy Wheels (GLX)

THE ALL-NEW DZIRE

(HYBRID) Elegantly Sharp

The new Dzire features a fresh, head-turning look with progressive styling that exudes modernity and sophistication. Its bold front fascia, precision detailing, and sleek body, highlighted by distinct 6-multi light LED reflectors, make a statement of elegance and contemporary taste.



New Exterior Features & Amenities



New Generation Display Audio

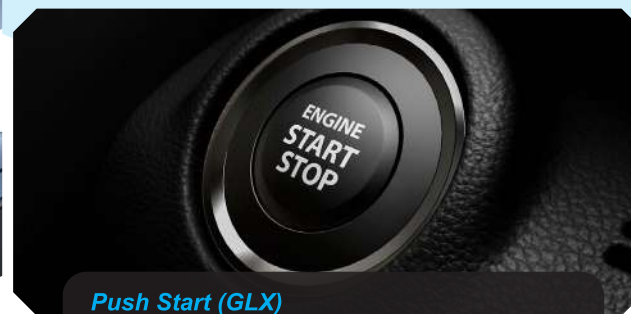
9" HD display touchscreen (GLX) / Supports Apple Carplay connectivity via USB or WIFI / Supports Android Auto Connectivity via USB / Show vehicle information display and hybrid operation.

*GL grade is equipped with 7" WVGA display



Luggage space (378L)

Luggage capacity of 378L offers ample room to fit what you need for your travels.



Push Start (GLX)

Start your adventure with a simple push of a button.



New Meter Cluster Design

Equipped with Multi-information Display at the center that lets you see different driving information.




Accessory Socket and USB Socket

Equipped with DC 12V accessory socket and USB port that allows connectivity to the audio unit and device charging.



Automatic Air conditioner


GLX is equipped with automatic temperature control / GL comes with a digital control panel.



Rear seat armrest with drink holder



Front and rear pockets and bottle holders



Rear AC Vent
w/ Type-A (2.4 Ah) + Type-C (3.0 Ah)
USB port and storage space.



Console box tray with cup holder



Glove box compartment
(w/ 6 liters storage capacity)

Performance




ALL NEW 1.2LI ENGINE

The new 1.2L new generation engine delivers outstanding fuel efficiency and low carbon emission with impressive low-end torque.

ENGINE	
Type	Z12E
Number of cylinders	3
Number of valves	12 Valves with dual VVT
Piston displacement (cc)	1,197
Maximum output (kW-rpm)	60 (81.58 ps) @ 5,700
Maximum torque (Nm-rpm)	111.7 / 4,300
Fuel distribution	Multipoint Injection



CVT Transmission
For effortless and smoother drive.



HEARTECT PLATFORM

Smart Hybrid Vehicle by Suzuki



SVHS 12V Hybrid system with Lithium-ion battery provides electric power to improve efficiency

The Hybrid system converts kinetic energy from deceleration to charge Lithium-ion battery that powers electric motor. Together with the Engine Auto-Stop-Start (EASS), it improves fuel efficiency and reduced emission.

Safety, Security and Environmental Capability



Lead-to-Vehicle Light (GLX)

When doors are unlocked by the remote control during night, this low beams turn on and stay for 10 seconds (customizable) to lead the driver to the vehicle.



Follow-me-Home Light (GLX)

Headlamps continue to illuminate the area in front of the vehicle for a short while upon exit. This low beams stay on for 10 seconds (customizable).



6 Airbags

The new Dzire is equipped with dual front and side airbags for the driver and front passenger. Curtain airbags are also adopted for rear passengers.



Cruise Control

Once activated this new feature for the Dzire will allow you to release the accelerator pedal during highway driving to reduce fatigue in long trips.



Reverse Parking Sensor and Camera

Four ultrasonic sensors integrated in the rear bumper and a camera, design to detect obstacles while parking the car.



Hill Hold Control

Prevents the vehicle from rolling backward during standing start on slope. The brake engage for up to two seconds after the driver removes pressure on the brake pedal.



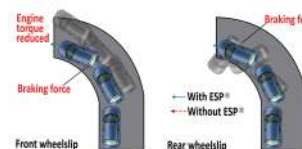
Electronic Stability Program (ESP)

Helps the driver maintain directional control when driving and/or accelerating on slippery roads.

Anti-Lock Braking System (ABS) with Electronic Brake Distribution (EBD)

ABS helps maintain driver steering ability during emergency braking.

EBD shortens braking distance by optimally distributing brake force to the front and rear wheels if the vehicle has heavy load.



THE ALL-NEW DZIRE (HYBRID) Elegantly Sharp



MAJOR SPECIFICATIONS

DIMENSIONS		GL	GLX
Overall length	mm		3,995
Overall width	mm		1,735
Overall height	mm		1,525
Wheelbase	mm		2,450
Minimum turning radius	mm		4.8
Minimum ground clearance	mm		145
CAPACITY			
Seating capacity	Persons		5
Luggage capacity	Max. volume	Liters	378
Fuel tank capacity		Liters	37
ENGINE			
Type			Z12E
Number of cylinders			3
Number of valves			12 Valves DOHC, Dual VVT
Piston displacement	cc		1,197
Maximum output	kW(PS)/rpm		60 (81.58 PS) @ 5,700
Maximum torque	N-m/rpm		111.7 @ 4,300
Fuel Distribution			Multipoint injection
HYBRID			
Hybrid System			12V Hybrid w/ EASS
Battery Capacity (Lithium-Ion)			0.072 kWh
Electric Motor Max Output			2.19 kW
TRANSMISSION			
Type			Continuously Variable Transmission (CVT)
CHASSIS			
Steering			Rack & Pinion w/ electric assist
Brakes	Front		Ventilated Disc Brake
	Rear		Drum, leading & trailing
Suspension	Front		MacPherson Strut w/ coil spring
	Rear		Torsion beam w/ coil spring
Tyre size		165/80 R14	185/65 R15
WEIGHTS			
Kerb weight (min./with full options)	kg		975-980
Gross vehicle weight	kg		1,400

MAJOR EQUIPMENT

S: Supplied | - : Not applicable

CHASSIS		GL	GLX
Wheels	Steel wheels with Full Wheel Cap	S	-
	Polished alloy wheels with centre cap	-	S
Spare tyre and wheel	T135 / 70R15 + steel wheels (for temporary use only)	S	S
EXTERIOR			
Front and rear bumpers	Body Colored	S	S
Front grille	Painted with chrome accent	S	S
Outside door handles	Body coloured	S	S
Chrome beltline moulding		-	S
Tailgate opener	Electromagnetic type	S	S
VISIBILITY			
Headlamps	Bi-beam Halogen Projector	S	-
	Multi-LED Reflector	-	S
	Guide me home / Lead to vehicle light	-	S
Headlamp levelling device	Manual	S	S
Automatic Headlamps		-	S
Position Lamps	Standard	S	-
	LED with DRL	-	S
Fog Lamps	Front with LED	-	S
Rear combination lamps	LED	S	S
Wipers	Front: 2 speed (low high) + intermittent + washer	S	S
Rear window defogger		S	S
Outside door mirrors	Body coloured	S	S
	Electrical adjust	S	S
	Electrical fold	S	-
	Automatic fold	-	S
	Built-in turn signal lamp	S	S
Anti-glare rear view mirror	Manual dimming	S	S
STEERING AND INSTRUMENT PANEL			
3-spoke steering wheel	Urethane	S	-
	Leather covered with stitch	-	S
	with cruise control switch	S	S
	with hands-free phone control	S	S
	Tilt-adjust	S	S

STEERING AND INSTRUMENT PANEL		GL	GLX
Power steering	Electric Power Steering (EPS)	S	S
Tachometer		S	S
Information display	LCD Display	S	S
	Clock	S	S
	Outside temperature	-	S
	Fuel consumption (Instant and Average)	S	S
	Driving range	S	S
Light-off and key reminder	Alarm	S	S
Door ajar reminder		S	S
Driver's seatbelt reminder	Lamp & alarm	S	S
Passenger's seatbelt reminder	Lamp & alarm	S	S
Low fuel warning	Lamp	S	S
Instrument panel centre ornament	Black	S	-
	Silver	-	S
Side louver bezels	Black	S	S
Center louver bezels	Silver	-	S
DRIVING AMENITIES			
Electric windows	Front	S	S
	Rear	S	S
Central door locking	Switch on driver's side	S	S
Remote-control door locks	With hazard lamp answerback function	S	S
Keyless push start system		-	S
Air conditioner	Digital	S	-
	Automatic	-	S
Heater		S	S
Rear Ventilation		S	S
Audio	7" Touch Screen Display audio	S	-
	9" Touch Screen Display audio	-	S
	Front speakers	S	S
	Rear Speakers	S	S
	Front tweeters	-	S
	Bluetooth	S	S
	Shark fin antenna	S	S
Cruise control		S	S
INTERIOR			
Cabin lights	Front cabin light (3-position)	S	S
	Centre cabin light (3-position)	S	S
Sun visors	Driver's side with ticket holder + vanity mirror	S	S
	Passenger's side with ticket holder + vanity mirror	S	S
USB port	Console box x 1 (Type-A 2.4 Ah)	S	S
	Rear console x 1 (Type-A 2.4 Ah + Type-C 30 Ah)	S	S
12V accessory socket	Console box	S	S
Remote fuel lid opener		S	S
Storage pockets	Front doors	S	S
	Rear doors	S	S
Cup holders	Front x2	S	S
Bottle holders	Front x2	S	S
	Rear x2	S	S
SEATS			
Front seats	Seat height adjuster (driver's side)	S	S
	Head restraint (separate type)	S	S
	Seatback pocket (passenger's side)	S	S
Rear seats	Bench	S	S
	Head restraints (separate type) x3	S	S
Center armrests	Rear (seat center)	S	S
Seat upholstery material	Fabric	S	S
SAFETY, SECURITY, AND ENVIRONMENTAL COMPATIBILITY			
ABS with EBD function		S	S
Electronic Stability Program (ESP)		S	S
Hill Hold Control		S	S
Brake Assist Function		S	S
Parking Sensors		S	S
Rearview Camera		S	S
SRS front dual airbags		S	S
SRS side airbags		S	S
SRA curtain airbags		S	S
Seatbelts	Front: 3-point ELR seatbelts with pretensioner and force limiter	S	S
	Rear: 3-point ELR seatbelts (Side, center)	S	S
ISOFIX lower anchorages	x2	S	S
ISOFIX top tether anchorage	Side	S	S
Childproof rear door locks		S	S
Immobilizer		S	S
Security alarm	Door + front bonnet	S	S
High-mount stop lamp	LED	S	S

AVAILABLE COLORS



Alluring Blue Pearl Metallic (GLX)



Gallant Red Pearl Metallic (GL)



Arctic White Pearl Metallic (GL | GLX)



Splendid Silver Pearl Metallic (GL)



Magma Gray Metallic (GL | GLX)



Specification on this brochure are based on the latest available information at the time of production. Photos and Colors in this brochure do not exactly match actual vehicle due to the printing process. Please consult your authorized Suzuki dealer on vehicle specifications. We reserve the right to make changes without prior notice or obligation. Printed March 2025

For inquiries, please contact: