

SUZUKI
Philippines



Life Companion
On and Beyond the Road



THE ALL-NEW
FRONX
(HYBRID) VIBE DIFFERENT

SUZUKI

Safety Support

Preventive safety technology



THE ALL-NEW FRONX

(HYBRID)



MAJOR SPECIFICATIONS

DIMENSIONS		GL	GLX	SGX
Overall length		mm	3,995	
Overall width		mm	1,765	
Overall height		mm	1,550	
Wheelbase		mm	2,520	
Tread	Front	mm	1,520	
	Rear	mm	1,530	
Minimum turning radius		mm	4.8	
Minimum ground clearance		mm	170	
CAPACITIES				
Seating		pax	5	
Fuel Tank Capacity		L	37	
Luggage Capacity (VDA Method)	Rear seatback raised	L	304	
	Rear seatback folded	L	605	
ENGINE				
Type		K15B	K15C	
Number of cylinders		4		
Number of valves		DOHC 16V w/ VVT	DOHC 16V w/ Dual VVT	
Piston displacement		cc	1,462	
Maximum output		kW / rpm	77 / 6,000 (104.69 ps)	
Maximum torque		n-m / rpm	138 / 4,400	
Fuel Distribution		Multipoint Injection	Multipoint Injection with Dual Jet	
HYBRID				
Hybrid System		n/a	12V Hybrid w/ EASS	
Battery Capacity (Lithium-Ion)		n/a	0.12 kWh	
Electric Motor Max Output		n/a	2.2kW	
TRANSMISSION				
Type		4AT	6AT	
CHASSIS				
Steering		Rack & Pinion w/ EPS		
Brakes	Front	Ventilated Disc		
	Rear	Drum, leading & trailing		
Suspension	Front	MacPherson Strut		
	Rear	Torsion Beam		
Wheels		Polished Alloy	Painted Black	
Tyre size		195/60 R16		
WEIGHTS				
Kerb weight (min./with full options)		kg	985-1,005	1,040-1,060

MAJOR EQUIPMENT

S: Supplied | - : Not applicable

VISIBILITY		GL	GLX	SGX
Headlamps	LED Multi-reflector	S	S	S
	Follow me home system	S	S	S
Headlamp levelling device	Manual	S	S	S
Automatic lamps		S	S	S
Position Lamps	LED	S	S	S
Daytime Running Lamps	LED	S	S	S
High-mount Stop Lamp		S	S	S
Rear combination lamps	LED	S	S	S
Front wiper	2 speeds (low high) + Intermittent + washer	S	S	-
	2 speeds (low, high) + Variable Intermittent + washer	-	-	S
Rear wiper	1 speed + washer	S	S	-
	1 speed + intermittent + washer	-	-	S
Rear window demister		S	S	S
Outside door mirrors	Electrically adjustable	S	S	S
	Electric fold	S	-	-
	Electrical fold (keyless synchronized)	-	S	S
	with built-in turn signal lamps	S	S	S
Day / night rear view mirror	Manual dimming	S	S	S
STEERING AND INSTRUMENT PANEL				
3-spoke steering wheel	Urethane	S	-	-
	Leather covered	-	S	S
	Tilt-adjustable steering wheel	S	S	S
	Telescopic-adjustable steering wheel	-	-	S
	Paddle shifter	-	S	S
	with audio controls	S	S	S
	with cruise control buttons	-	S	-
	with adaptive cruise control buttons	-	-	S
	with hands-free phone control	S	S	S
	with lane keeping assist system control	-	-	S
Electric power steering		S	S	S
Tachometer		S	S	S
Information display	Segment display	S	-	-
	4.2" colour LCD display	-	S	S
	Clock	S	S	S

DRIVING AMENITIES		GL	GLX	SGX
Electric windows	Front	S	S	S
	Rear	S	S	S
Central door locking		S	S	S
Keyless entry system		S	S	S
Keyless push start system		-	S	S
Air conditioner	Manual (w/ digital control panel)	S	-	-
	Automatic	-	S	S
Heater		S	S	S
Rear A/C ventilation		S	S	S
Entertainment System	7-inch WCGA w/ review camera	S	-	-
	9" HD Display Audio w/ review camera	-	S	-
	9-inch HD Display audio + 360 view camera	-	-	S
	Connectivity	S	S	S
	Bluetooth	S	S	S
	Android Auto	S	S	S
	Apple Carplay	S	S	S
Speaker x4		S	S	S
	Tweeter x2	-	S	S
	Shark fin antenna (mounted at rear of roof)	S	S	S
Cruise control		-	S	-
Adaptive Cruise Control		-	-	S
Cabin lights	Front map light	S	S	S
	Central cabin light (3-position)	S	S	S
	Glove box light	-	-	S
Sun Visor	Driver's side	S	S	S
	Passenger's side	S	S	S
	- with vanity mirror	-	S	S
Cup holders	front x2	S	S	S
Bottle holders	front x2, rear x2	S	S	S
Centre console box with armrest		S	S	S
Head-up display (HUD)		-	-	S
USB socket (Data/Charger)	front console	S	S	S
12V accessory socket	front console	S	S	S
Wireless charger		-	-	S
USB Charger	Rear x2 (Type A, Type C)	S	S	S
INTERIOR				
Front and rear door trim	Fabric	S	S	-
	Synthetic leather	-	-	S
Inside door handle	Black	S	S	-
	Chrome	-	-	S
SEATS				
Front seats	Seat height adjuster (driver's side)	S	S	S
	Head restraints (separate type)	S	S	S
	Seatback pocket (passenger's side)	S	S	S
Rear seats	60:40-split single fold	S	S	S
	Head restraint x3 (separate type)	S	S	S
Seat upholstery material	Fabric	S	S	-
	Synthetic leather	-	-	S
LUGGAGE AREA				
Luggage shelf		S	S	S
Luggage area light		S	S	S
SAFETY				
Suzuki Safety Support	Dual Sensor Brake Support II (DSBS II)	-	-	S
	Lane Departure Warning	-	-	S
	Lane departure prevention	-	-	S
	Lane keep assist	-	-	S
	Weaving alert	-	-	S
	Automatic high beam	-	-	S
	Blind Spot Monitor (BSM)	-	-	S
	Rear Crossing Traffic Alert (RCTA)	-	-	S
SRS front dual airbag		S	S	S
SRS side airbag		S	S	S
SRS curtain airbag		S	S	S
Seatbelts	Front: 3-point ELR seatbelts x2	S	S	S
	- with pretensioner and force limiter	S	S	S
	Rear: 3 point ELR seatbelt x3	S	S	S
ISOFIX lower anchorage	x2	S	S	S
ISOFIX top tether anchorage	x2	S	S	S
Childproof rear door locks		S	S	S
Side impact door beams		S	S	S
Anti-lock Braking System with Electronic Brakeforce Distribution function		S	S	S
Hill hold control		S	S	S
Electronic Stability Program (ESP)*		S	S	S
Brake assist function		S	S	S
Parking sensors	Rear	S	S	S
Pedal release system		S	S	S
SECURITY				
Immobiliser		S	S	S
Security alarm	Door + front bonnet	S	S	S

THE ALL-NEW
FRONX

Available
Colors



SGX



GLX



SGX



GLX



SGX



GL | GLX



GL | GLX

Savannah Ivory
Metallic + Cool Black Pearl Metallic

Ice Grayish Blue Pearl Metallic + Cool Black
Pearl Metallic

Snow White Pearl
+ Cool Black Pearl Metallic

Magma Gray
Metallic

Snow White
Pearl

EXTERIOR DESIGN

THE ALL-NEW **FRONX** (HYBRID) **VIBE DIFFERENT**



The all-new Fronx is a next-generation vehicle that allows you to break free from routine and make the ordinary extraordinary. Prepare to turn heads with its dynamic coupe-style SUV design that combines strength and sophistication. Inside, you're treated to a premium experience with its distinct styling and spacious cabin. Furthermore, with a host of innovative features, it opens up roads towards cutting-edge experiences. Vibe with the Fronx and let nothing stop you from being different.




Grille with Chrome Bar



LED DRL/Position lamps



Split-style LED Headlamps



Roof Rail



Roof-end Spoiler



Shark's Fin Roof Antenna



Front and Rear Skid Plate



LED Tail Lamp



Stepped Design Alloy Wheels



The moment you enter the Fronx you will notice the contrasting styling theme that's strong yet refined. The bold cabin design, along with the use of high-quality and premium materials give it a robust persona with a dash of sophistication.



Head-up Display (HUD)

The combiner-type head-up display keeps you focused on the road by projecting information of the instrument cluster and navigation onto the combiner.

*Available in SGX variant.



Touch Screen Display Audio

The 9-inch HD display audio with capacitive touchscreen* is highly functional and responsive. It supports Apple Carplay® via USB and Wi-Fi, as well as Android Auto™ connectivity via USB. The system also has Bluetooth® connectivity and displays various vehicle status updates.

*9-inch HD display for SGX/GLX.



*7-inch WVGA display for GL

INTERIOR STYLING FEATURES AND FUNCTIONS



360 Degrees View Camera

Parking is now easier with the Fronx's 360 view camera mounted at the front, side and rear to provide a real-time view of the area surrounding the vehicle. As the car maneuvers into a parking space, the 360 view camera system shows nearby obstacles, helping avoid collision.

*Available in SGX variant.

INTERIOR STYLING

FEATURES AND FUNCTIONS

Cabin Space and Comfort

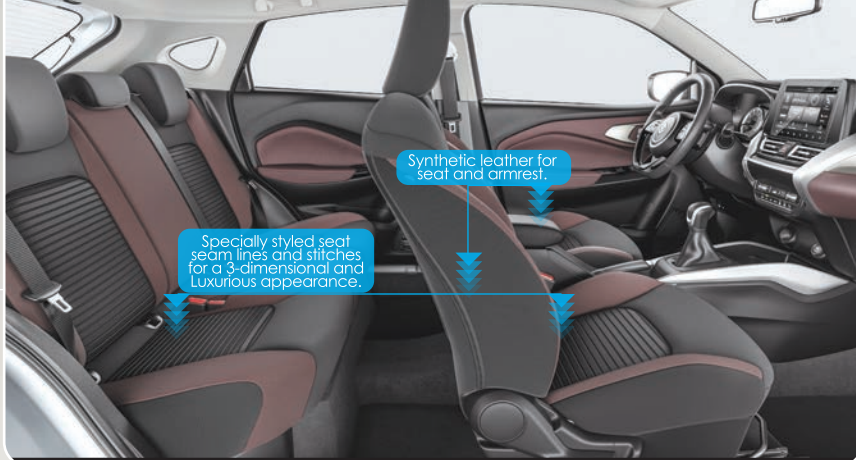
With the efficient use of space, the Fronx offers plenty of room for five adults along with ample legroom. Comfort is given no matter how long the drive is, even for rear passengers.



Wireless Charger and USB Sockets

Stay connected throughout your drive by keeping your smartphone charged. A wireless charger for Qi* compatible smartphone is integrated into the front lower console tray. Also, USB sockets are located in the front (data and charging) and two charging USB socket at the back of the armrest for the rear seats.

*Wireless Charger is available in SGX variant.



Specially styled seat seam lines and stitches for a 3-dimensional and Luxurious appearance.

Synthetic leather for seat and armrest.



Digital Air conditioner

GLX and SGX has automatic temperature control while the GL grade comes with a digital control panel.



Luggage space (304L)

Luggage capacity of 304L offers ample room to fit what you need for your travels.



Push Start

Start your adventure with a simple push of a button.

*Available in GLX and SGX variant.



PERFORMANCE




K15C

DUALJET
(HYBRID)

K15C DUALJET ENGINE WITH SHVS 12V HYBRID

The 1.5-litre engine delivers high fuel efficiency, low emissions, strong output and a torque performance. Excellent fuel efficiency is achieved through various features. Dual fuel injectors are placed close to the intake valves and the compression ratio is raised for efficient fuel combustion.

ENGINE		GL	GLX	SGX
Type		K15B	K15C	
Number of cylinder		4		
Number of valves		DOHC 16V w/ VVT		
Piston displacement	CC	1,462		
Maximum output	kW-rpm	77 / 6,000 (104.6908 ps)	74 / 6,000 (100.612 ps)	
Maximum torque	Nm-rpm	138 / 4,400	135 / 4,400	
Fuel Distribution		Multipoint Injection	Multipoint Injection with Dualjet	



HEARTECT



6 SPEED AUTOMATIC TRANSMISSION

A wide gear spread making acceleration performance at starting and fuel efficiency are optimized at high speed.

GL grade is equipped with 4 Speed Automatic Transmission



SHVS 12V HYBRID SYSTEM WITH LITHIUM-ION BATTERY PROVIDES ELECTRIC POWER TO IMPROVE EFFICIENCY

The All New Fronx GLX/SGX is equipped with a hybrid system which converts kinetic energy from deceleration to charge the 12V Lithium-ion battery that powers the electric motor to support the engine. Together with the Engine Auto Stop-Start (EASS), it improves fuel efficiency and reduce emission.

SUZUKI

Safety Support

Preventive safety technology

The new Fronx is equipped with the Suzuki Safety Support System, that's composed of various features for a safe and comfortable ride. This system is only available on the SGX grade.





SUZUKI Safety Support

Preventive safety technology

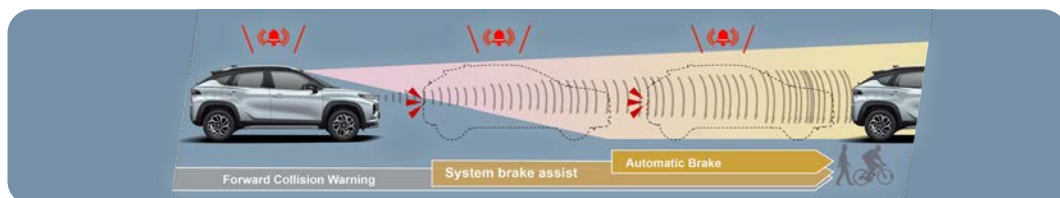


The following functions are intended only to help reduce accidents. The system may not function properly specially if some conditions are not met. Please always drive safely and do not rely on the system. Consult your owner's manual for detailed information about these features.



Dual Sensor Brake Support II (DSBS II)

Detect possible collision, send alarm and warning to the driver, activate brake-assist function, decelerate or accelerate speed, and generate braking force to mitigate impact.

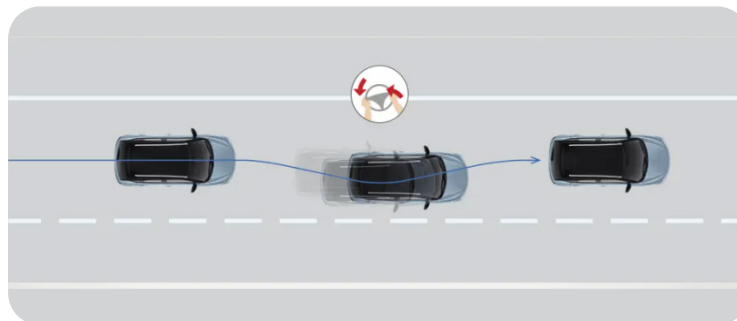


(You can scan the QR code to watch the actual video of these safety features.)

Lane Departure Prevention

The Front camera recognize right and left lane lines or track boundaries. The system judge possible deviation of the vehicle from the lane or track boundaries and adds small control force to steering to avoid the deviation.

*Active at speeds of 50km/h or more.



Lane Keep Assist

Keeps the vehicle in the middle of the lane. when the system is active it detects marking lines on the left and right side and direct the vehicle to the center of the lane.



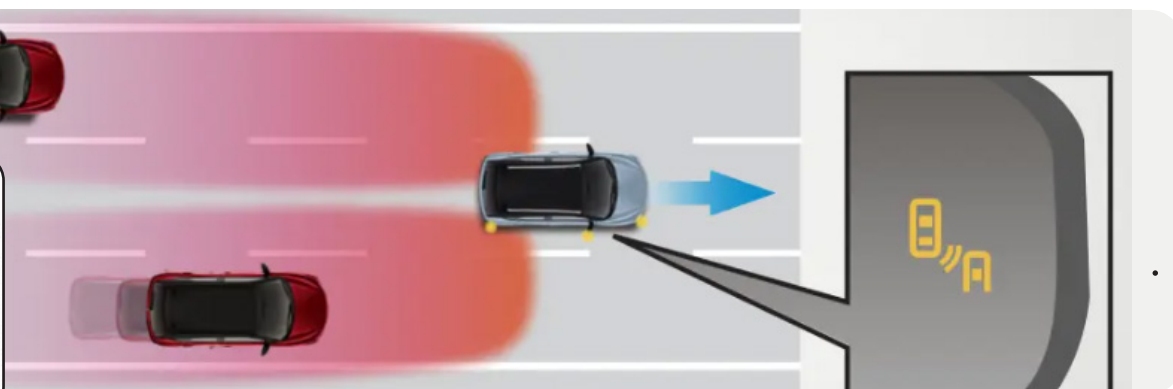
Lane Departure Warning

The system detects road markings and conditions, predict vehicle direction and detects that the vehicle is about to leave the lane, warn the driver through visual indicator on the meter cluster and an audible or vibrating warning on the steering wheel. Active at speeds of 50km/h or more.



BLIND SPOT MONITOR

Helps the driver check the rear when changing lanes by informing them of the presence of vehicle approaching from behind.



(You can scan the QR code to watch the actual video of these safety features.)

(You can scan the QR code to watch the actual video of these safety features.)



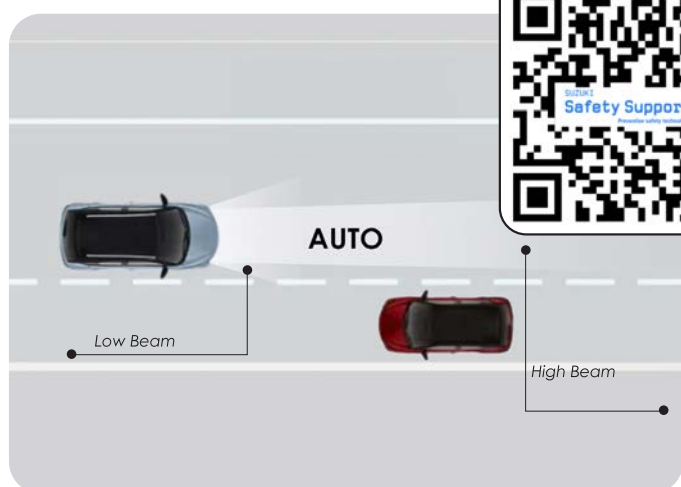
ADAPTIVE CRUISE CONTROL (SGX)

When vehicle speed is set, the set speed is kept constantly and the system recognize the vehicle ahead and keep distance between vehicles. In addition, when the vehicle ahead stops, braking force will generate without stepping on pedal.

(You can scan the QR code to watch the actual video of these safety features.)

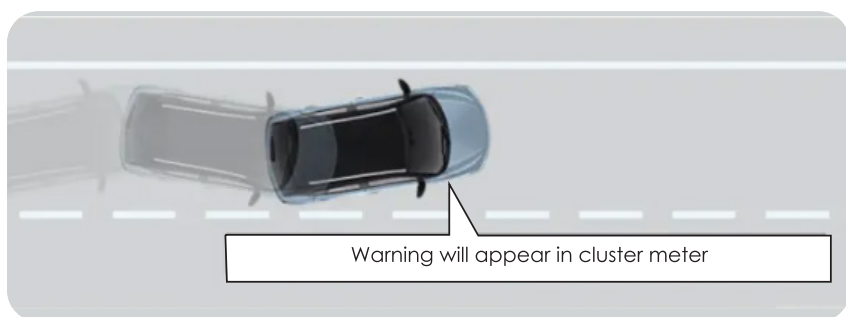
AUTOMATIC HIGH BEAM

The system detects the headlights of oncoming vehicles and taillights of vehicles in front, and automatically switch between high and low beams to optimize visibility while minimizing glare for other drivers.



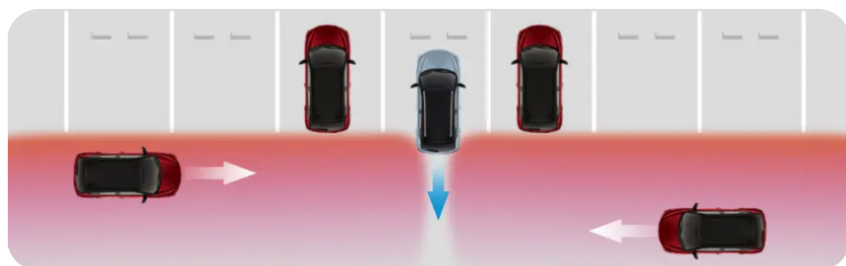
WEAVING ALERT

During long-distance driving, the system detects markings lines on both sides and analyze driving pattern. If the system determines that the vehicle is not running straight or is deviating, the system provide an audible warning and a visual indicator in the meter cluster for the driver. Active at speeds of 50km/h or more.



REAR CROSSING TRAFFIC ALERT

When reversing in parking areas and the like, the system will detect vehicles approaching from the left and right rear of the vehicle. The system will warn the driver through a warning display on the meter cluster, flashing rearview indicator lights, and a warning sound.



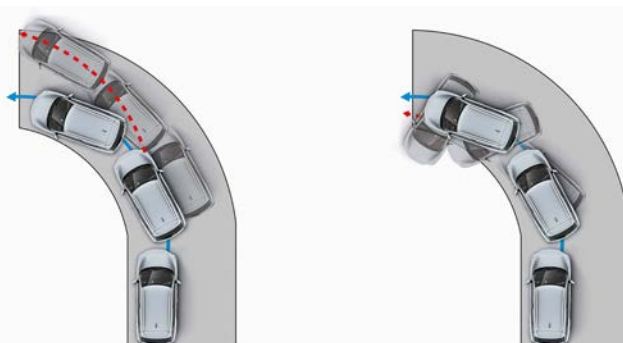
SAFETY AND SECURITY FUNCTIONS

6 AIRBAGS

The new Fronx Hybrid is equipped with dual front airbags for the driver and front passenger. Curtain airbags are also adopted for rear passenger.



ELECTRONIC STABILITY PROGRAM



ABS WITH EBD



*ABS is an assistive technology; it does not reduce the need to practice safe, careful driving.

HILL HOLD CONTROL

