

THE NEW
XL7
HYBRID **BLACK UPGRADE**



EXCITING EXTERIOR UPDATES FOR THE NEW XL7 HYBRID

The new XL7 Hybrid Black Upgrade takes its bold design to the next level with stylish updates. The front grille now features a sleek Black Chrome finish, adding a refined, modern edge to the SUV's striking appearance. Additionally, the alloy wheels have been upgraded from silver to black, enhancing the vehicle's rugged yet sophisticated look. These updates make the XL7 Hybrid stand out even more on the road, perfectly blending elegance and toughness.



New Black Alloy Wheels

BLACK UPGRADE

New All Black Front Grille





Spacious Cabin



Stylish Dashboard Design



Cruise Control



Keyless Push Start



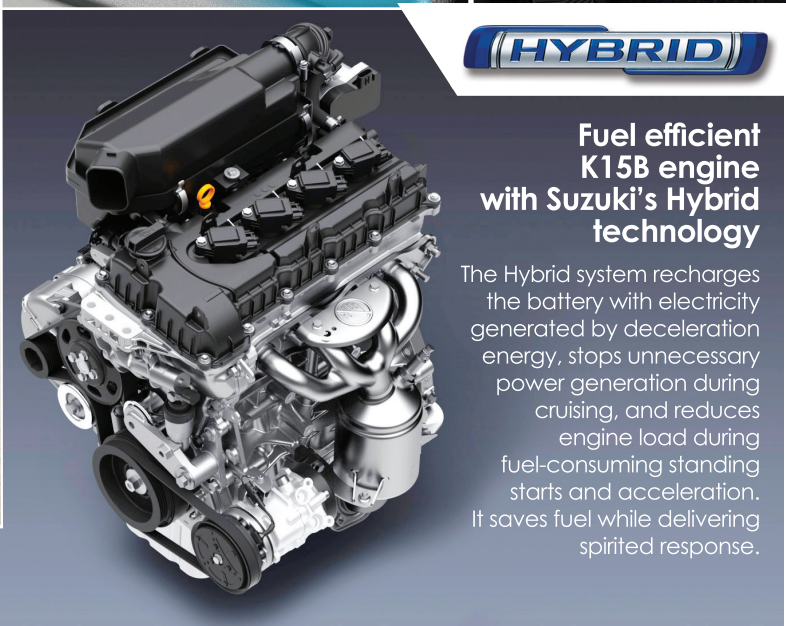
Ventilated Cup Holder



Bill and coin holder with partition




New Stylish and Sporty Meter Cluster

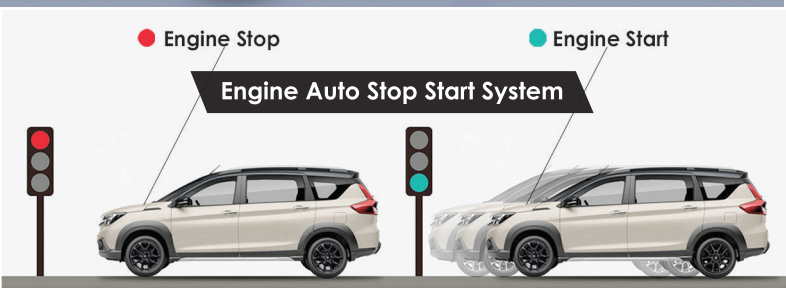


Fuel efficient K15B engine with Suzuki's Hybrid technology

The Hybrid system recharges the battery with electricity generated by deceleration energy, stops unnecessary power generation during cruising, and reduces engine load during fuel-consuming standing starts and acceleration. It saves fuel while delivering spirited response.



HEARTECT



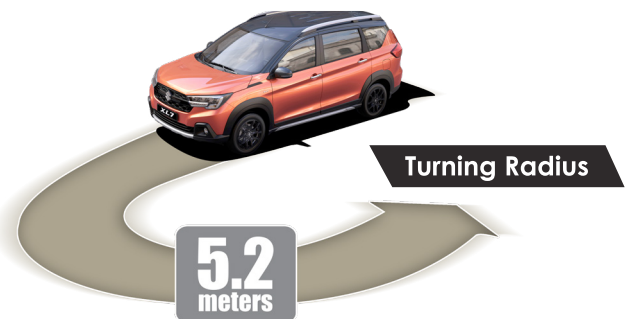
Engine Auto Stop Start System



Automatic Lamps

The headlamps automatically come on when the car enters a tunnel.

The headlamps automatically go off when the car exits a tunnel.



Turning Radius

Without Hill Hold Control

With Hill Hold Control

Hill Hold Control

Holding 2 seconds

MAJOR SPECIFICATION

DIMENSIONS			GLX
Overall Length		mm	4,450
Overall Width		mm	1,775
Overall Height		mm	1,710
Wheelbase		mm	2,740
Thread	Front	mm	1,520
	Rear	mm	1,535
Minimum turning radius		m	5.2
Minimum ground clearance		mm	200
CAPACITY			
Seating Capacity		persons	7
Luggage Capacity	3rd row seat raised	Liters	153
	3rd row seat folded	Liters	550
Fuel Tank		Liters	45
ENGINE			
Type		K15B w/ VVT	
Number of cylinders		4	
Number of valves		16	
Piston displacement		cc	1,462
Maximum output		kW(ps)/rpm	77 (104.691) / 6,000
Maximum torque		N-m/rpm	138 / 4,400
Fuel distribution		Multipoint injection	
TYPE			
Hybrid System		12V Hybrid with EASS	
Battery Capacity (Lithium-ion)		0.12 kWh	
Electric Motor Max Output		1.768 kW	
TRANSMISSION			
Type		4AT	
CHASSIS			
Steering		Rack & Pinion w/ electric assist	
Brakes	Front	Ventilated Disc	
	Rear	Drum, Leading and trailing	
Suspension	Front	Macpherson strut with coil spring	
	Rear	Torsion beam with coil spring	
Tyres		195/60R16	
Wheels		Black Alloy Wheels	
WEIGHTS			
Kerb weight (min./with full options)		kg	1,200
Gross vehicle weight		kg	1,740

S: Standard - : Not Available

MAJOR EQUIPMENTS

VISIBILITY			GLX
Headlamps		LED	S
Automatic lamps			S
Rear combination lamps		LED with light guide	S
Front Fog Lamps			S
DRL			S
Wipers		Front: 2 speed (low, high) + intermittent + washer	S
		Rear: 1 speed + washer	S
Outside door mirrors		Electric adjust	S
		Electric fold	S
		With built-in turn signal lamp	S
DRIVING AMENITIES			
Electric windows			S
Central door locking			S
Remote-control door locks			S
Keyless push start system			S
Air conditioner		Front automatic	S
		Rear manual	S
		Heater	S
		Pollen filter	S
Audio		10" Touchscreen Infotainment Audio	S
		GPS Navigation System	S
		Connectivity	Bluetooth
			USB
			Apple Carplay
			Android Auto
Front speakers x 2			S
Rear speakers x 2			S
Front tweeters x 2			S
Antenna (mounted at front of roof)			S
Cruise control			S
SAFETY, SECURITY, AND ENVIRONMENTAL COMPATIBILITY			
Engine Auto Stop Start System			S
SRS front dual airbag			S
Seatbelts		Front: 3-point ELR seatbelts with pretensioners and force limiters	S
		2nd row: 3-point ELR seatbelts x2 with centre 2-point lapbelt	S
		3rd row: 3-point ELR seatbelts x2	S
ISOFIX lower anchorage		x2	S
ISOFIX top tether anchorage		x2	S
Childproof rear door locks			S
Side impact door beams			S
Anti-lock Brake System with Electronic Brakeforce Distribution			S
Electronic Stability Program®			S
Hill hold control			S
AT shift lock / key interlock			S
High-mount stop lamp		LED	S
Rear parking sensors		2 sensor	S
Reverse Camera			S
Immobiliser			S

Two-tone Colors

AVAILABLE COLORS



Savana Ivory Metallic +
Cool Black Pearl Metallic



Rising Orange Pearl Metallic +
Cool Black Pearl Metallic



Magma Gray Metallic



Brake Khaki Pearl



Snow White Pearl

Monotone Colors



Specifications on this brochure are based on the latest available information at the time of production. Photos and Colors in this brochure do not exactly match actual vehicle due to the printing process. Please consult your authorized Suzuki dealer on vehicle specifications. We reserve the right to make changes without prior notice or obligation. Printed March, 2025

For inquiries, please contact: